

# *PVC-U Door Collection*

High quality, low maintenance



# the *Victorian*



Victorian S1 Tinted Emerald (DB)



Victorian S1 Briar (CD)



Victorian S1 Ruby (BP)



Victorian S1 DB1



Victorian S1 Fused Grille (DB)



Victorian D1 Georgian Bar



Victorian S1 Cobalt (DB)



Victorian S1 Rennie Argyle (CD)



Victorian S1 Glazed



Victorian S1 Silver Grille (DB)



Victorian Solid

# the Monaco & Bordeaux



Monaco Bevel Cluster (DB)



Monaco DB1



Monaco Climbing Rose (CD)



Monaco BP5 Green




Monaco Atria (DB)




Bordeaux DB10



Bordeaux BP1



Bordeaux CL2



Bordeaux DB1



Bordeaux DB28



Bordeaux Solid

the *Devon*



Devon Venus (BP)



Devon Vase Etched (TD)



Devon Venus Lapis (BP)



Devon Wild Rose (CD)



Devon Neptune (BP)



Devon Fused Blue (DB)



Devon Royale Bevel (DB)



Devon Floral Jewel (BP)



Devon Neptune Emerald (BP)



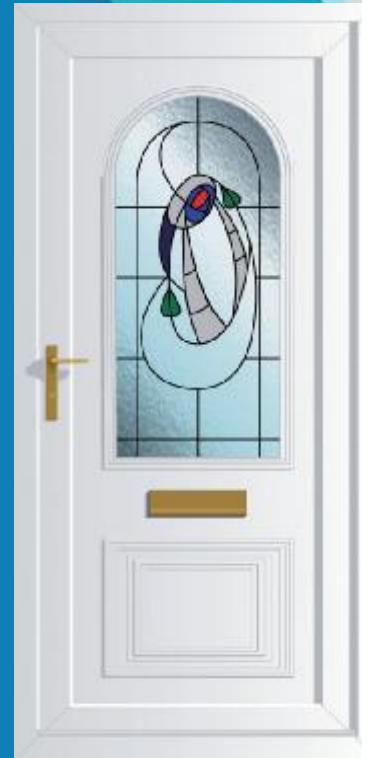
Devon Fused Green (DB)



Devon DB25



Devon DB1



Devon Abstract (CD)

# the *Georgian*



Georgian 3 DB8



Georgian 3 Bevel E (DB)



Georgian 3 Floral Urn (TD)



Georgian 1 Clear Elegance (DB)



Georgian 5 CL5



Georgian 3 Renni Islay (CD)



Georgian Solid





Georgian 3 Sirius (DB)



Georgian 3 Clear Elegance (DB)



Georgian 5 Rambling Rose (CD)



Georgian 1 House No / Leaves (CD)



Georgian 3 Georgian Bar



Georgian 1 Glazed

# the *Windsor*



Windsor 2 DB4



Windsor 2 Bevel Cluster (DB)



Windsor 2 Atria (DB)



Windsor 2 CL5



Windsor 2 Climbing Rose (CD)



Windsor 2 Diamond Lead



Windsor 2 Emerald Jewel (DB)



Windsor 2 Sapphire Twist (DB)



Windsor 2 Floral Urn Etched (TD)

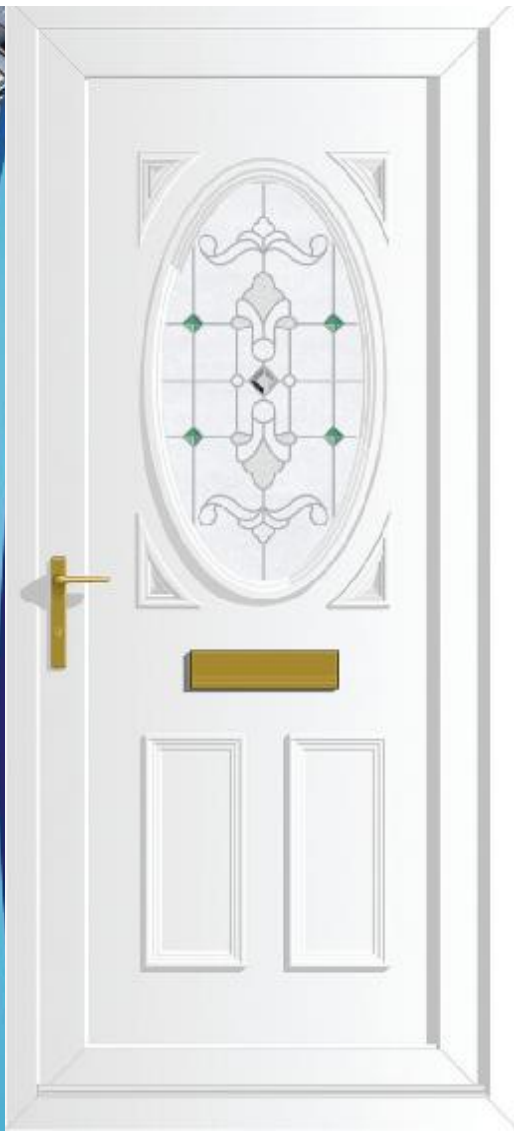


Windsor 2 Glazed



Windsor Solid

# the *Warwick*



Warwick S1 Emerald Elipse (DB)



Warwick S1 Diamond Lead



Warwick S1 Gemini (BP)



Warwick S1 House No / Roses (CD)



Warwick S1 CD21



Warwick S1 Bright Ruby (BP)




Warwick S1 Aquarius (BP)



WarwickS1 CD33



Warwick S1 Tiffany (BP)



Warwick Trio Green (DB)

the *Jacobean*



Jacobean 1 Climbing Rose (CD)



Jacobean 1 Glazed



Jacobean Solid



Jacobean 1 Bevel F Coloured



Jacobean 1 Diamond Lead



Jacobean 1 CD22



Jacobeau 1 Renni Moray (CD)



Jacobeau 1 Bevel A (DB)



Jacobeau 1 CL2

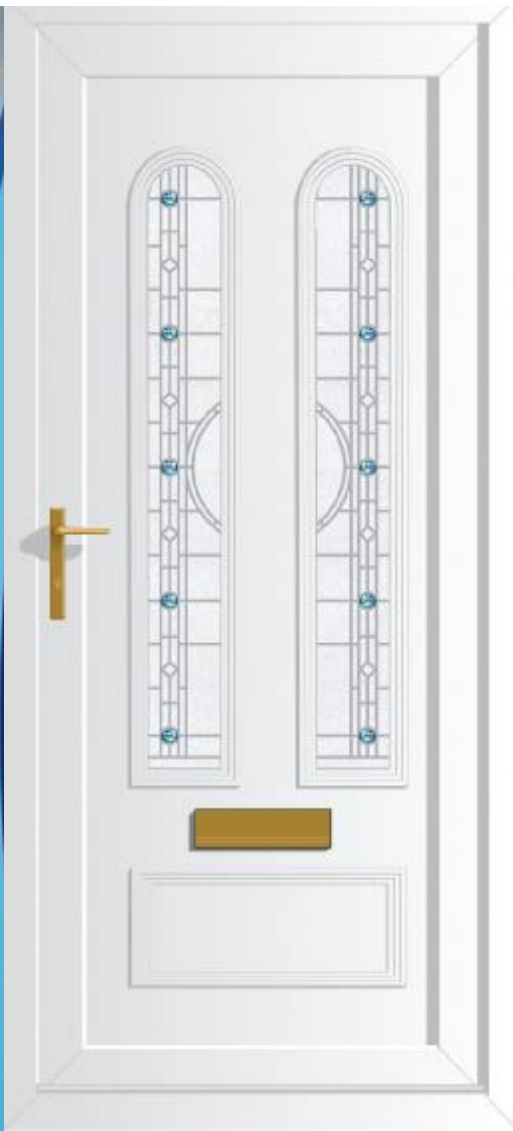


Jacobeau 1 DB2



Jacobeau 1 Silver Grille (DB)

# the *Cambridge* & *Lisbon*



Cambridge Aqua Jewel (DB)




Cambridge Fused Green (DB)



Cambridge Bevel Cluster (DB)



Cambridge Block Lead



Cambridge DB1



Lisbon 1 Hawk



Lisbon Solid





Cambridge Aqua Petal (DB)



Cambridge Fused Blue (DB)



Lisbon 1 Georgian Bar



Lisbon 1 CL2



Lisbon 1 CD21



Lisbon 1 BP3

# the *Quebec* & *Edwardian*



Quebec CD21



Quebec CD30



Quebec Solid



Quebec Georgian Bar



Quebec Briar (CD)



Quebec DB1



Edwardian 4 Bevel G (DB)



Edwardian 4 Climbing Rose (CD)



Edwardian 4 DB1



Edwardian 2 Glazed



Edwardian Solid

# the *Back Door* & *Cornwall*



Back Door CD21



Back Door Diamond Lead



Back Door Georgian Bar



Back Door Glazed



Back Door Solid




Back Door Square Lead



Cornwall Blue Border (CD)



Cornwall CDg



Cornwall Bullion (CD)



Cornwall DB68



Cornwall Horseshoe (CD)



Cornwall Solid

# the Classics



Jacobean 1 Hawk (CD)



Jacobean 1 Tea Rose Etch (TD)



Victorian S1 Wild Rose Etch (TD)

All doors are available in various whites to suite most profiles and a number of woodgrain finishes including mahogany, light oak and rosewood.

All glass is toughened (kite mark bs6206) and all door panels meet class 1 surface spread of flame classification BS476 part 7.

Due to the nature of the product, no liability can be accepted for the accuracy of colours or designs shown which are intended for guidance only.

All the door panels in this range comprise of two PVCu skins, pressure bonded to a core material of E.H.D.F.R.A polystyrene (extra high density fire retardant additive) using a specially formulated adhesive that is both heat and moisture resistant.

The result is a core free from CFCs and a skin that is approved to BS476:part12 'Method of Test for Ignitability of Products by Direct Flame Impingement'.

This offers a high degree of thermal efficiency and, by using our range of reinforcing options, a high degree of security.



Victorian S1 Owl (CD)

# *Amatis Collection*

Stylish inverse moulding is the latest feature to be introduced to the PVC-U panel door and has proved to be popular with home owners, which is why we have extended our range to provide you with even more styles to choose from.

On most PVC-U doors the mouldings are raised from the door, however with the Amatis inverse collection the mouldings recess into the door. This creates a more elegant, streamline look that resembles the traditional carved lines of timber but still has the low maintenance benefits of PVC-U so you get the best of both worlds.



the *Verona*



Verona BP11 (Blue)



Verona CD33



Verona CD24



Verona Solid



Verona DB27



Verona CL1





Verona CD35



Verona CD50



Verona DB25



Verona Abstract



Verona BP11

the *Palermo*  
& *Toulouse*



Toulouse 1 CD12



Toulouse 3 CL4



Toulouse 1 DB8



Toulouse Solid



Toulouse 1 Georgian Bar



Palermo 2 CD9



Palermo 4 CD20



Palermo 4 CL5



Palermo 4 DB7



Palermo Solid

# the *York* & *Xanthi*



York 2 CD18



York Solid



York 2 DB4



York 2 CL4



York 2 CD19



Xanthi 2 DB75



Xanthi 1 CL4



Xanthi 1 DB75



Xanthi Solid



Xanthi 1 Glazed

# Side Panels



Victorian S/P 1 Climbing Rose



Victorian S/P 1 Glazed



Georgian S/P 2 Glazed



Cambridge S/P 1 Glazed



Edwardian S/P 2 Bevel G



Bordeaux S/P Solid

# Glazing Options



## Stained Units

All stained units are individually hand made and may at times vary slightly from the computer generated brochure. If you do not see the design you would like in this brochure we would be happy to discuss your requirements.



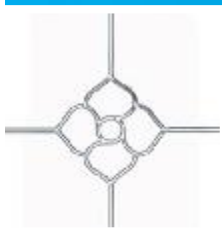
## Sandblasted / Etched Glass

This handcrafted glass is now produced using modern technology and is designed to give a traditional appearance. For a more dramatic effect this is often combined with striking glass bevels. Though generally obscure it does leave various areas clear.



## Bevelled Glass

4mm shaped and polished glass facets, hand crafted and bonded to the glass with an optically clear resin then overlaid with lead.



## Silver Grille

Our Silver Grille options feature attractive traditional motifs that are created using a highly polished chrome framework that is sealed within the double glazed units. Each Silver Grille design is available with a choice of backing glass.



## Resin Bevel

Using the most advanced technology and manufactured under stringent quality controlled conditions this range of resin bevel effect designs has been introduced to complement our existing wide range of glass patterns. Resin bevels should not be confused with traditional bevels. Each resin is obscure and the design will occasionally produce minor imperfections that are generally regarded as acceptable. Designs cannot be interchanged and are available in 24mm and 28mm thickness. The resin is glazed on the inside piece of glass facing outwards.

# Half & Quarter Panels



Victorian Half Panel



Edwardian Half Panel



Victorian Quarter Panel



Edwardian Quarter Panel



HPU-1



HPU-2



HPU-7



HPU-10




Royale Half Panel



Regency Half Panel



# Conservatory Panels



Shiplap



Lancaster CLP



Edwardian CEP

# Backing Glass



Autumn



Chantilly



Contora



Cotswold



Flemish



Florielle



Mayflower



Minster



Oak



Stippolyte



Taffeta

# *Vista Top Tips*

## *Caring for your door is easy*



Clean your door about every four months with a non-abrasive cleaner to remove any grime and atmospheric deposits.

To clean your glass use a soft cloth with soap and water. Avoid excessive pressure when cleaning leaded glass.

Lubricate locks and hardware as required using a light machine oil such as WD40. This will ensure your door continues to function smoothly and quietly.

## *Built to Last!*

We have been manufacturing doors since 1995 and during this time have established a strong reputation for superior product quality and style. All our doors undergo rigorous testing to ensure they meet and exceed the latest building regulations.

When you buy a Vista door you can rest assured you are investing in a quality product. Our company is BSI registered and is therefore independently audited to guarantee we never compromise on quality; so neither will you when you choose a Vista door.

# the *Perfect Finish*

Every door is available in three woodgrain effects; Mahogany, Rosewood and Light Oak. All woodgrain options are finely crafted to look realistic, but unlike wood they are guaranteed not to crack, peel or fade; so you can create the warmth that wood offers, without the hassle.

You also have the option of combining white and woodgrain finishes. So, for example you could have woodgrain on the outside to match the exterior features of your home, and white on the inside providing you with a neutral finish for your interior.

